



BROWN DERMATOLOGY
BROWN PHYSICIANS, INC.

Mohs Surgery

The Gold Standard in Skin Cancer Treatment



Highest Cure Rate

UP
TO **99%**
for primary tumors

UP
TO **94%**
for recurrent tumors

Cost Effective

- ▶ Single outpatient surgery
- ▶ Includes pathology and wound repair




Patient Centered

- ▶ Single visit in office setting
- ▶ Local anesthesia



Best Outcome



- ▶ **100% of the tumor margins are examined**
- ▶ Spares healthy tissue
- ▶ Leaves smallest defect
- ▶ Maximizes aesthetic result

Credit: American College of Mohs Surgery

Mohs

MICROGRAPHIC SURGERY

Mohs Surgery Process

Mohs skin cancer surgery is one of the most effective treatments for most types of skin cancer. During the procedure, the surgeon removes the cancer, analyzes the area to be sure all cancer is removed, and then repairs the wound. Here is how the process works:

Step 1

The surgeon examines the visible lesion and plans what tissue to remove. The patient receives anesthesia and Mohs surgery begins.



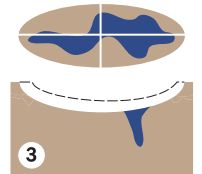
Step 2

Using advanced surgical techniques, the surgeon removes the visible portion of the tumor.



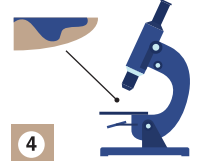
Step 3

A thin layer of skin is then removed and mapped to track exactly where each small portion of tissue originated.



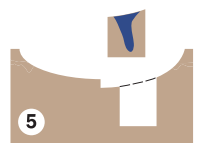
Step 4

The surgeon uses a microscope to examine the undersurfaces and edges of the tissue to search for evidence of remaining cancer.



Step 5

If the surgeon finds cancer cells under the microscope, he or she marks their location on the "map" and returns to the patient to remove another deep layer of skin. When there is no longer any evidence of cancer the removal process stops.



Mohs surgery removes only tissue containing cancer, which ensures that the maximum amount of healthy tissue is kept intact. Once complete, the surgeon will discuss reconstruction options, if necessary, and post-operative care.

Meet Our Surgeons

At Brown Dermatology, our Mohs surgeons are experts in performing Mohs surgery, a highly precise surgical technique for the removal of skin cancer.

Dr. Tiffany J. Libby is a board-certified dermatologist and dual-fellowship trained Mohs surgeon and cosmetic surgeon. She is the Director of Mohs Micrographic and Dermatologic Surgery and an Assistant Professor of Dermatology at the Brown University Warren Alpert School of Medicine. Dr. Libby graduated from an accelerated 7-year B.S./M.D. program on a merit-based scholarship from Rutgers NJ Medical School and was inducted into the Alpha Omega Alpha Honor Society. After an Internal Medicine Internship at The Mount Sinai Hospital in New York, she served as Chief Resident during her Dermatology residency at Albert Einstein College of Medicine/Montefiore Medical Center. She then completed a dual fellowship program, receiving accreditation in both Mohs Surgery and Dermatologic Oncology as well as Cosmetic Dermatologic Surgery.




Dr. Oliver Wisco is the Director of Cutaneous Oncology and has completed a Mohs Micrographic Surgery Fellowship under Donald J. Grande, MD, the first Mohs Surgeon in Boston, MA, along with a Melanoma Fellowship at Massachusetts General Hospital. Dr. Wisco has a particular interest in healthcare performance improvement that parallels his clinical research interest in understanding the risk factors that lead to high-risk skin cancer and advanced melanoma to improve care processes and promote health. Dr. Wisco is dedicated to exploring methods to integrate patients, clinicians, health systems, and city governments to drive the creation of healthy sustainable communities.



Dr. Hayley Goldbach graduated magna cum laude with departmental honors from Brown University where she was elected to Phi Beta Kappa. She then worked in Malawi doing research on pediatric malnutrition before matriculating at UPenn School of Medicine for her MD where she was elected to Alpha Omega Alpha. She was chosen as the Stanford-NBC News Global Health fellow which took her to Haiti, WHO regional headquarters in India, journalism school at Stanford, and the news desk for NBC News at 30 Rock. She completed her dermatology residency at UCLA and her Mohs Micrographic surgery fellowship at UCI. She is thrilled to be back on the East Coast with her husband and daughter.



Dr. Victor A. Neel is a board-certified dermatologist and has completed nearly 24,000 Mohs procedures. He graduated from Princeton University and received his M.D. from Cornell University Medical College. He completed his dermatology residency at Brown University School of Medicine and a fellowship in Mohs Micrographic Surgery and Cosmetic Dermatology at the UCLA School of Medicine. Dr. Neel is also Assistant Professor of Dermatology at Brown University as well as Harvard Medical School.



Providence

593 Eddy Street
Ambulatory Patient Center (APC), 10th Floor
Providence, RI 02903

East Providence

375 Wampanoag Trail, Suite 401
East Providence, RI 02915

South County

65 Village Square Drive, Suite 201
South Kingstown, RI 02879

For all locations

Phone: (401) 444-7024

Fax: (401) 444-7135

As a premier academic medical practice and non-profit organization, Brown Dermatology is a nationally recognized destination that provides exceptional care for diseases of the skin, hair and nails, as well as a comprehensive approach to aesthetic and surgical services. Our experts are here to help improve your skin condition with leading-edge technologies and treatments in a compassionate setting.

At Brown Dermatology, our Mohs surgeons are experts in performing Mohs surgery, a highly precise surgical technique for the removal of skin cancer. Mohs micrographic surgery offers the best chance for complete removal of skin cancer,

using microscopic guidance to target and remove cancer cells while conserving as much healthy skin as possible.

Brown Dermatology is the only non-profit Dermatology practice in the state of Rhode Island and we accept all forms of insurance and work with patients to ensure they receive the level of care they deserve.

To schedule an appointment, please fax: patient name/contact information, biopsy report, and medication list to 401-444-7135. If available, please email a photograph of the area to julie.spinella@brownphysicians.org.